

JAIMA EXPO:-2010

SIS2010

Specifications of basic booths (System panels booth)

- Specifications of basic booths (P1)
- Top View of Basic Booth (P1)
- The details of system panels (P2)
- Specification and notes (P2)

Package Booth Information

- Schedule (P3)
- Packaged Booth Display • 1 booth (P4)
- Packaged Booth Display • 2 booths (P5)
- Packaged Booth Display • 3 booths (P6)

Optional Tool (P7- P10)

Color Sample (P11)

Optional Tool Order Form (P12)

For further information and request on "System Panel" and "Package Booth",
please contact the following company.

Ten Co.,LTD.

Morimitu Shinkou Bldg.9F, 5-9, Kotobuki, 1-chome, Taitou-ku, Tokyo 111-0042, JAPAN

Fax : +81-3-3842-7720

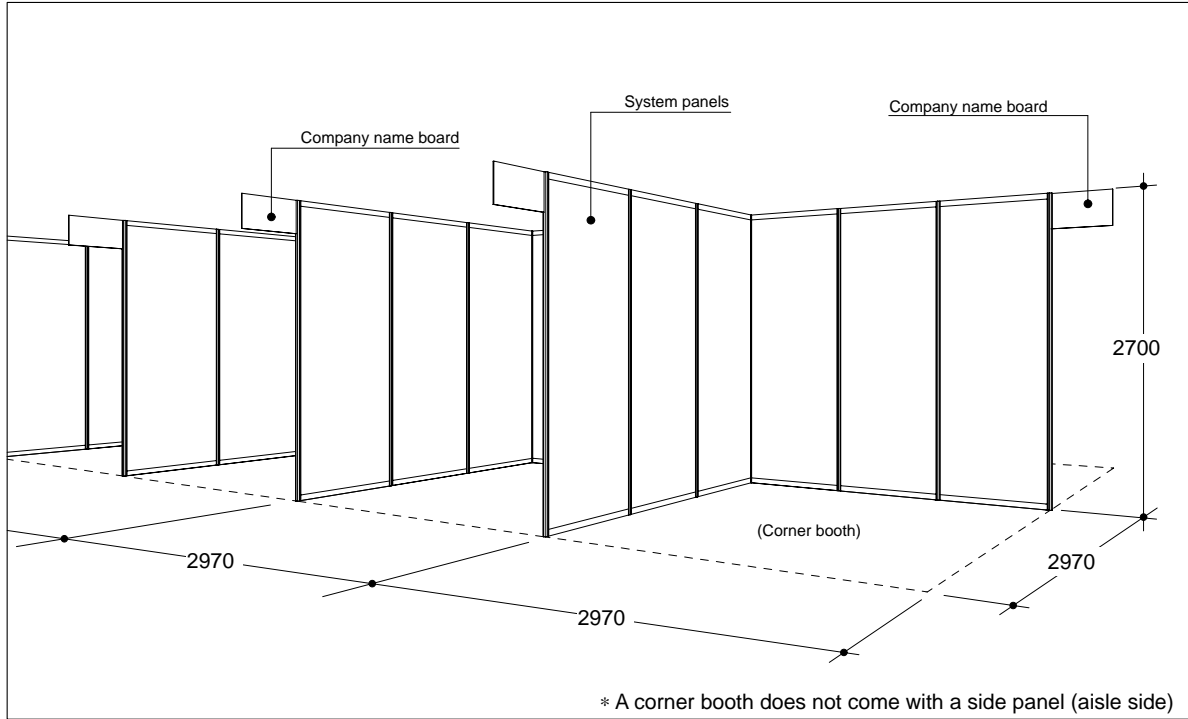
Person in charge : Sayaka Takiguchi (Ms.) E-mail : bunseki@teninc.co.jp

★ I apologize for bothering you, but please contact us by e-mail.

Specifications of basic booths (System panels booth)

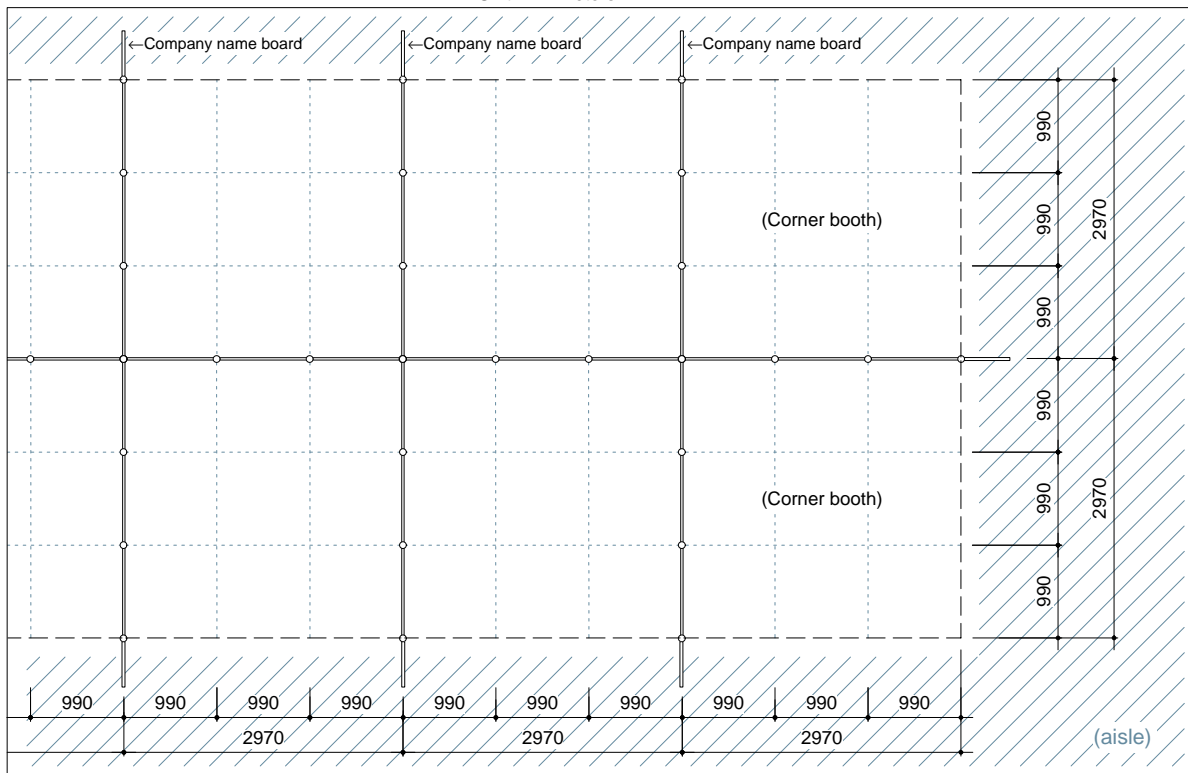
The specifications of system panels which we prepare as the basic booths in the system panels booth area are as follow.

● Specifications of basic booths

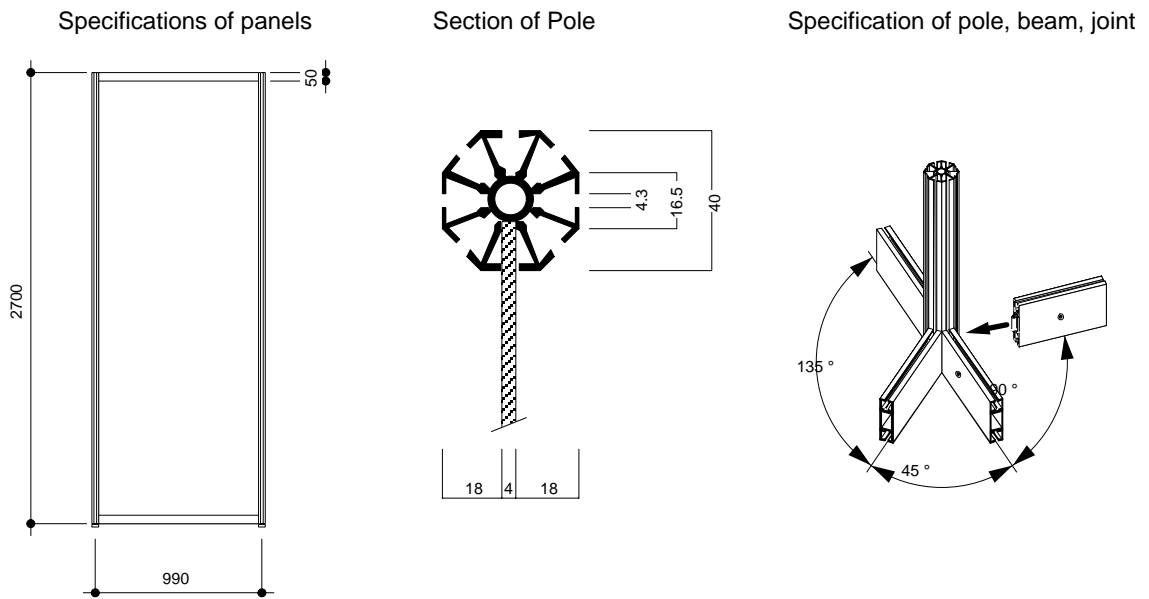


● Top View of Basic Booth

*Measurements are from a center to a center of pillars.
*Unit : millimeters



● The details of system panels



● Specification and notes

- *1 System panels are composed of vinyl-coated plywood with white color.
- *2 System panels cannot be directly decorated and processed.

- To cut, nail, or make holes on the system panel components (panel boards, poles, beams, etc.) is strictly prohibited.
- Neither pins nor a strong double-sided adhesive tape can be used. (If you use cellophane tape on a wall, please be sure to remove it.)

- *3 Panels can be mounted with S-shaped hooks with chain and /or a Velcro tape.